

Where did Spring 2021 graduates complete their Core Curriculum hours overall and by each Core Component Area?

About the Core Curriculum

The Core Curriculum is the 42 semester credit hours required for all undergraduate students. At UT Austin, there are over 400 different courses offered by almost every college and school on campus across a wide range of disciplines. It provides a breadth of knowledge that prepares students to adapt and cope with the rapid change that exists today and produces responsible citizens and future leaders.

Report Data Sources

Data illustrate the Core Curriculum hours fulfilled at UT (in-residence) and outside UT (non-residence) by Core Component Area.

This presentation provides an overview of the number of Core Curriculum course hours completed by the UT Spring 2021 graduating class. Course data were retrieved from the UT Registrar Package of Cognos for all undergraduate degrees issued to First-Time-In-College (FTIC) in the Spring 2021 graduating class.

¹ Information in this document is unofficial data for internal informational purposes only. Not for distribution or publication. For questions on the analyses, please contact the School of Undergraduate Studies Assessment Office at ugs.assessment@austin.utexas.edu. For questions about the Core Curriculum please contact jenny.morgan@austin.utexas.edu or hillary.procknow@austin.utexas.edu

This report includes Core Curriculum course hours completed by 6,175 FTIC University of Texas graduates, Spring 2021. Majority of hours (57.9%) were completed in-residence.

Table 1. Required Core Hours per Component Area

Core Component Area	Required hours
American and Texas Government (GOVT)	6 hours
English Composition (RHE 306)	3 hours
Humanities (HUM)	3 hours
Mathematics (MATH)	3 hours
Natural Science & Technology (NS&T)	9 hours
Signature Course (SIG)	3 hours
Social & Behavioral Sciences (SBS)	3 hours
US History (HIST)	6 hours
Visual and Performing Arts (VAPA)	3 hours
Writing Flag*	3 hours

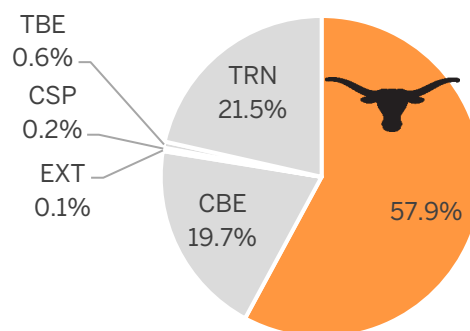
*Note, graduates may complete multiple Writing Flag courses to satisfy other Flag and major requirements outside the Core Curriculum. Writing Flag data not included in this report.

Table 2. Degrees awarded, Spring 2021 FTIC graduates

College or School	Degrees Awarded
Architecture	43
Business	833
Communication	736
Education	282
Engineering	865
Fine Arts	252
Geosciences	7
Liberal Arts	1,241
Natural Sciences	1,811
Nursing	74
Social Work	31
Total*	6,175

* Note, includes duplicated student counts if more than one degree earned.

Figure 1. Core Curriculum course hours completed, Spring 2021 FTIC graduates



Core Component Area	Credit by Exam (CBE)	University Extension (EXT)	University Extension Online (CSP)	Transfer by Exam (TBE)	Transfer Course (TRN)	Total Non-Res Core Hours	In-Res Hours	Total Core Hours
American and Texas Government	6,270	6	264	123	13,494	20,157	17,238	37,395
Humanities	5,418		78	305	9,514	15,315	8,632	23,947
Mathematics	10,522	237	60	467	10,296	21,582	18,393	39,975
Natural Science and Technology	13,358	207	42	398	13,229	27,234	64,278	91,512
Rhetoric306	11,118	54		231	5,130	16,533	2,502	19,035
Signature Course						0	18,411	18,411
Social and Behavioral Sciences	10,530	6	111	312	8,109	19,068	28,703	47,771
US History	9,066		147	246	12,064	21,523	17,215	38,738
Visual and Performing Arts	1,206		30	12	1,840	3,088	23,279	26,367
Total	67,488	510	732	2,094	73,676	144,500	198,651	343,151

Table 4. Distribution of In-Residence Core Curriculum course hours by Core Component Area and Offering College or School

Core Component Area	Architecture	Engineering	Communication	Education	Fine Arts	Geosciences	Liberal Arts	Natural Sciences	Undergraduate Studies ²	In-Res Hours
American and Texas Government							17,238			17,238
Humanities					8,632		8,632			8,632
Mathematics			501	861			495	16,536		18,393
Natural Science and Technology		813		21		3,350	3,525	56,569		64,278
Rhetoric 306							2,502			2,502
Signature Course							627		17,784	18,411
Social & Behavioral Sciences			1,071	3,066			23,753	813		28,703
US History							17,215			17,215
Visual and Performing Arts	1,971		1,596		13,550		6,162			232,79
Total In-Residence Hours	1,971	813	3,168	3,948	13,550	3,350	80,149	73,918	17,784	198,651

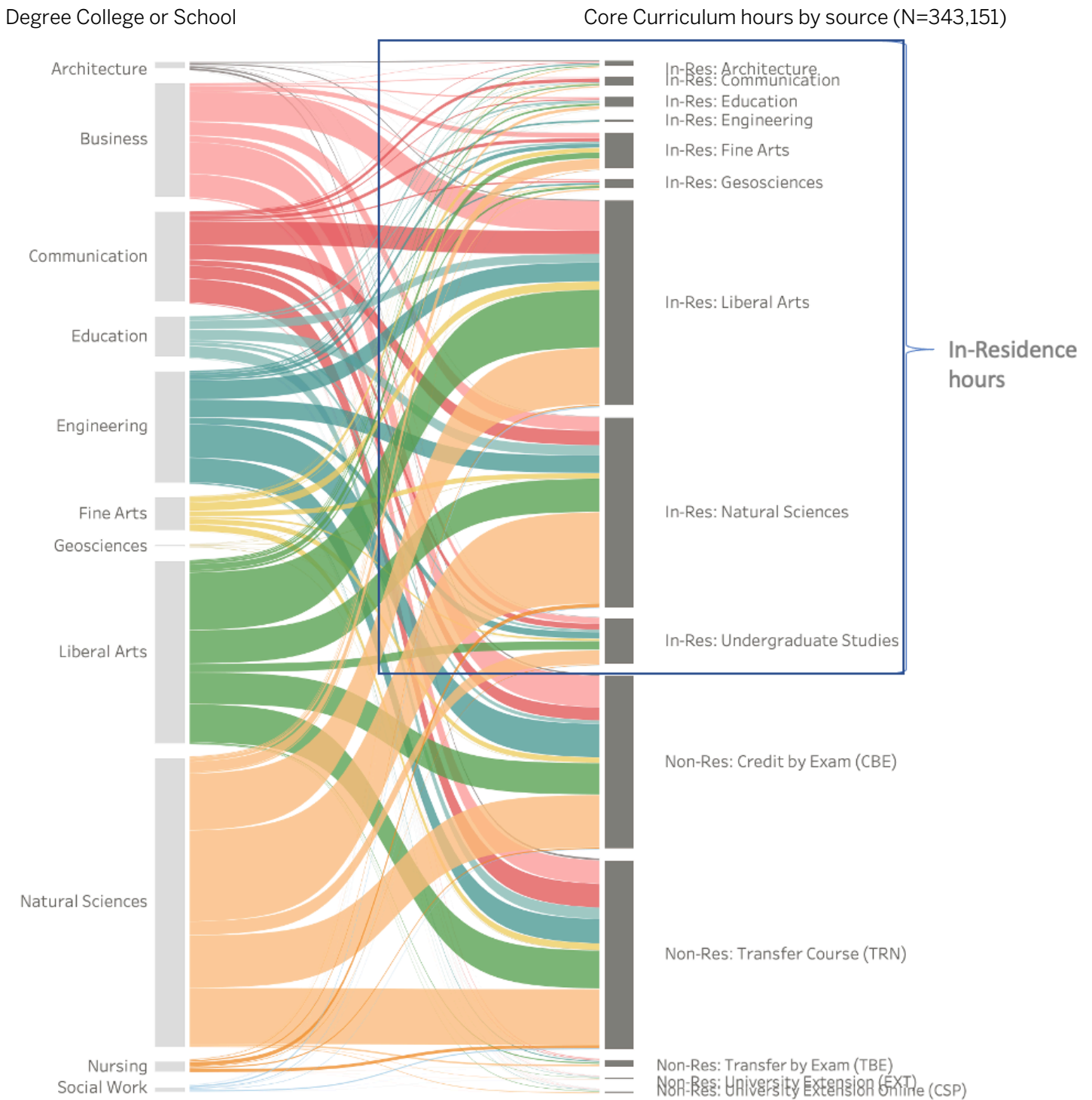
² Signature Courses are primarily listed as UGS 302 and 303 in the undergraduate catalog, though they are offered by colleges and schools across the university.

The data in this report is for internal, decision-making purposes, and is not for distribution or external use.

The following pages provide overviews of the distribution of Core Curriculum course hours completed.

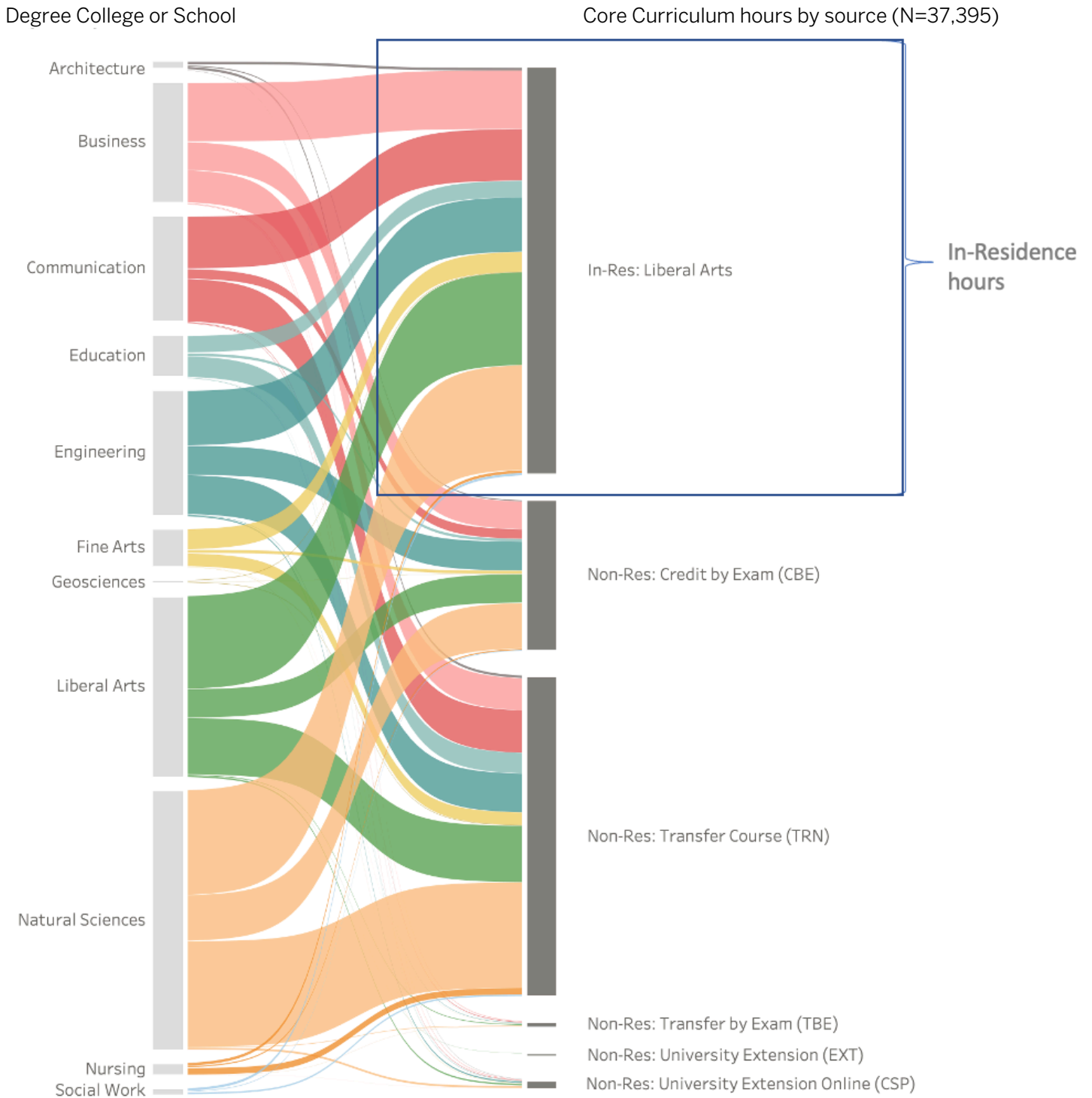
Distribution of Core Curriculum hours completed by all FTIC graduates, Spring 2021

Figure 2. FTIC Spring 2021 Graduates Degree CSU and Core Curriculum hours by source, All Core Component Areas



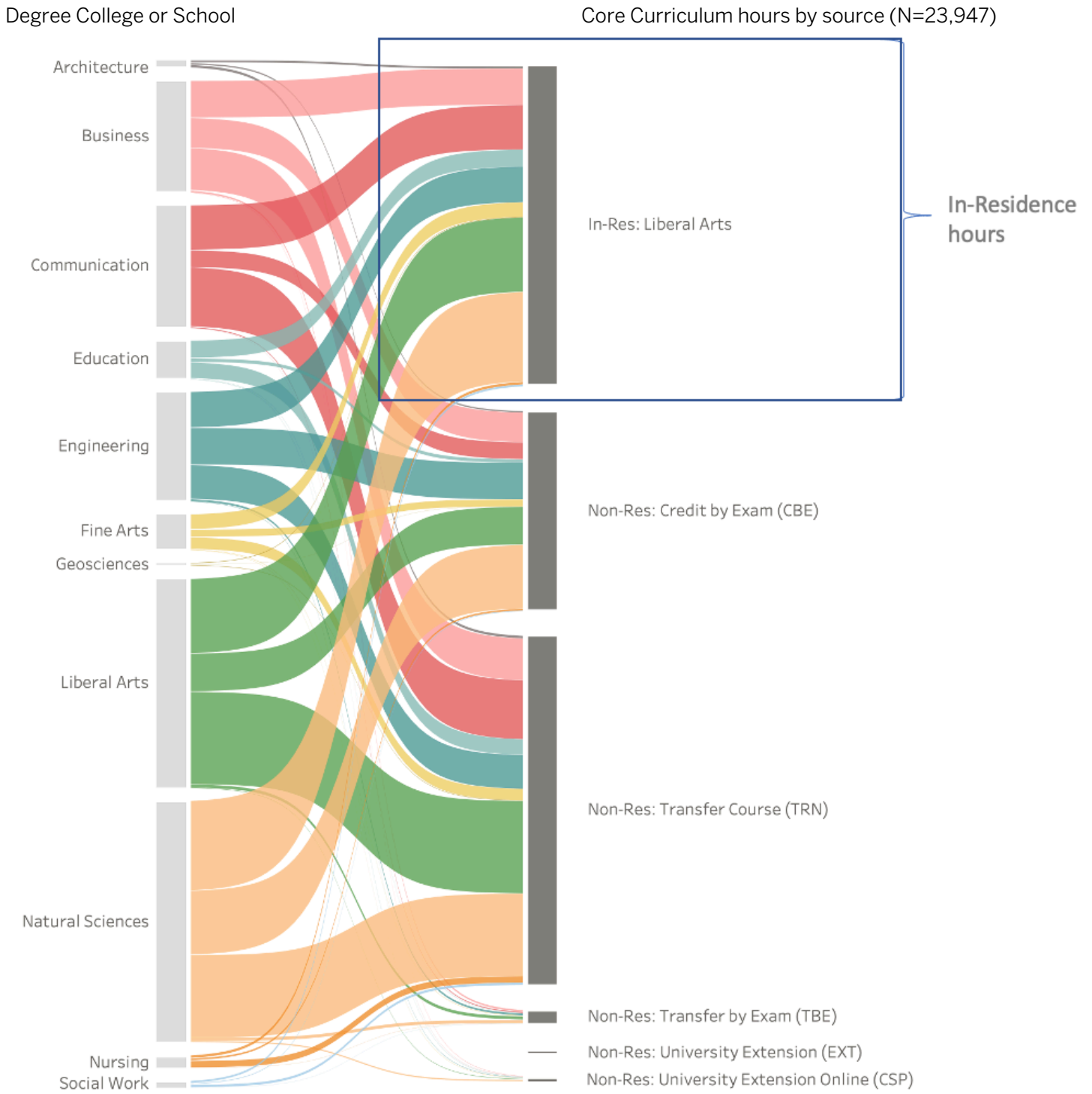
American and Texas Government (GOVT)

Figure 3. FTIC Spring 2021 Graduates Degree CSU and Core Curriculum hours by source, American and Texas Government



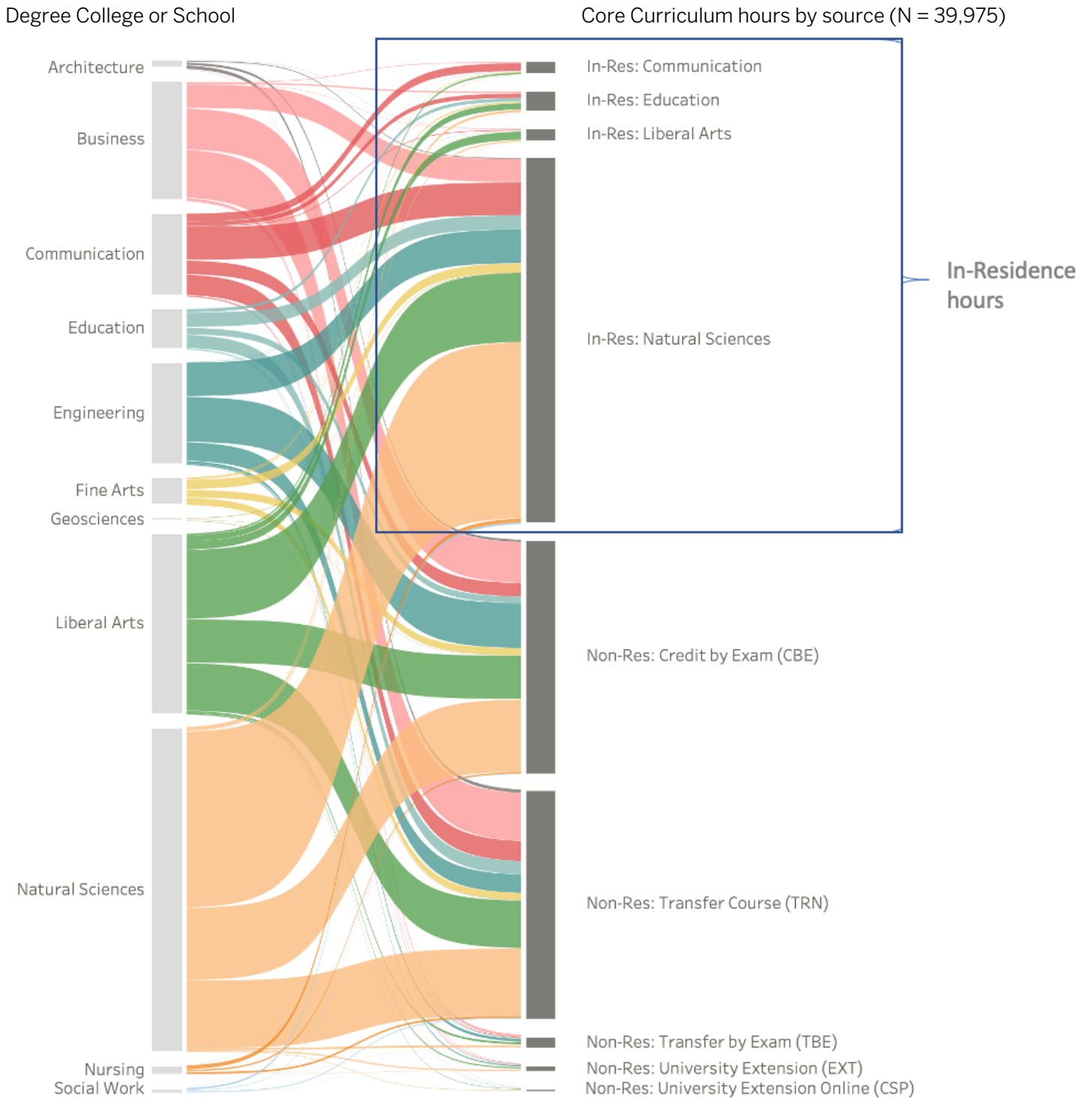
Humanities (HUM)

Figure 4. FTIC Spring 2021 Graduates Degree CSU and Core Curriculum hours by source, Humanities



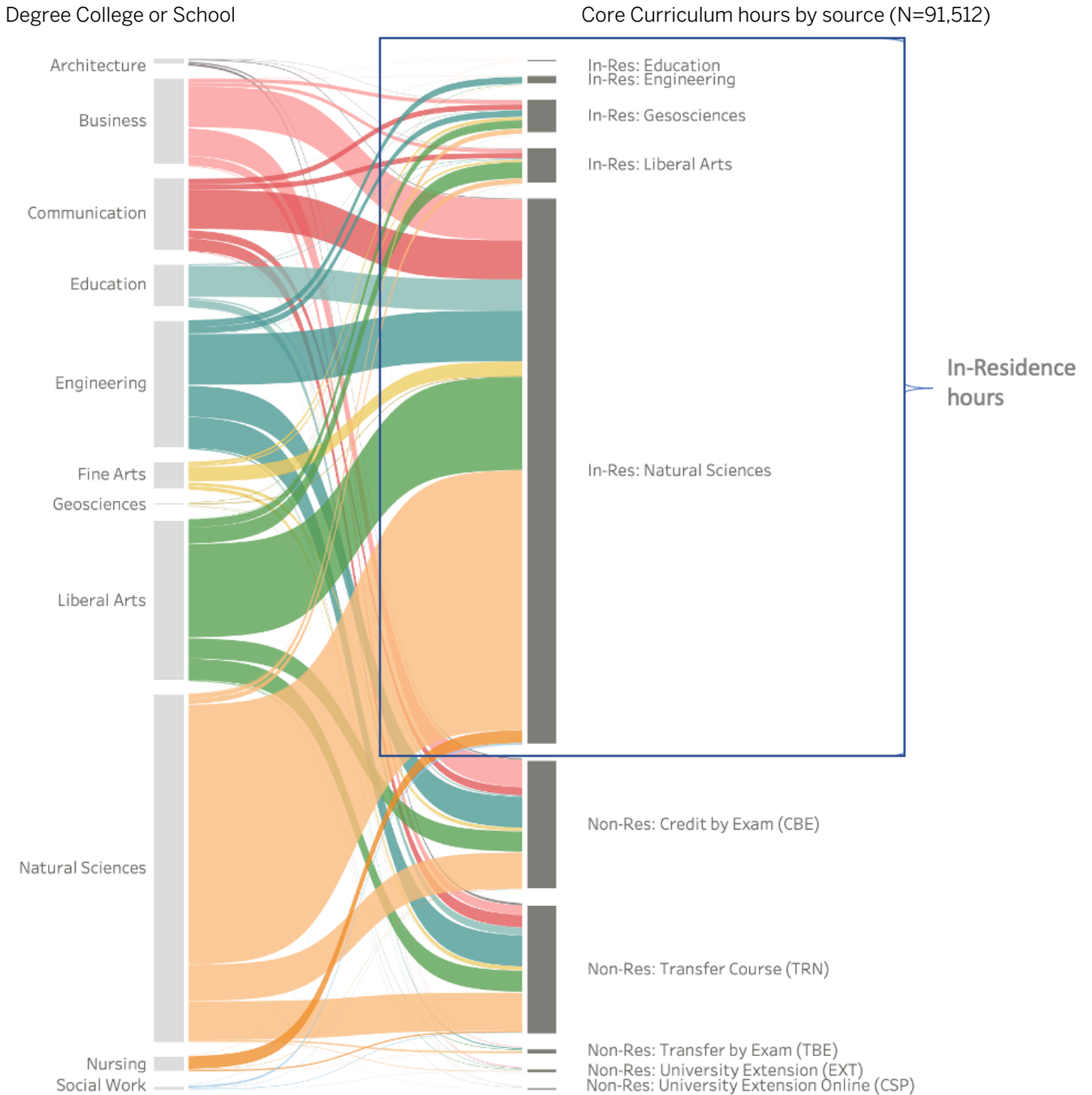
Mathematics (MATH)

Figure 5. FTIC Spring 2021 Graduates Degree CSU and Core Curriculum hours by source, Mathematics



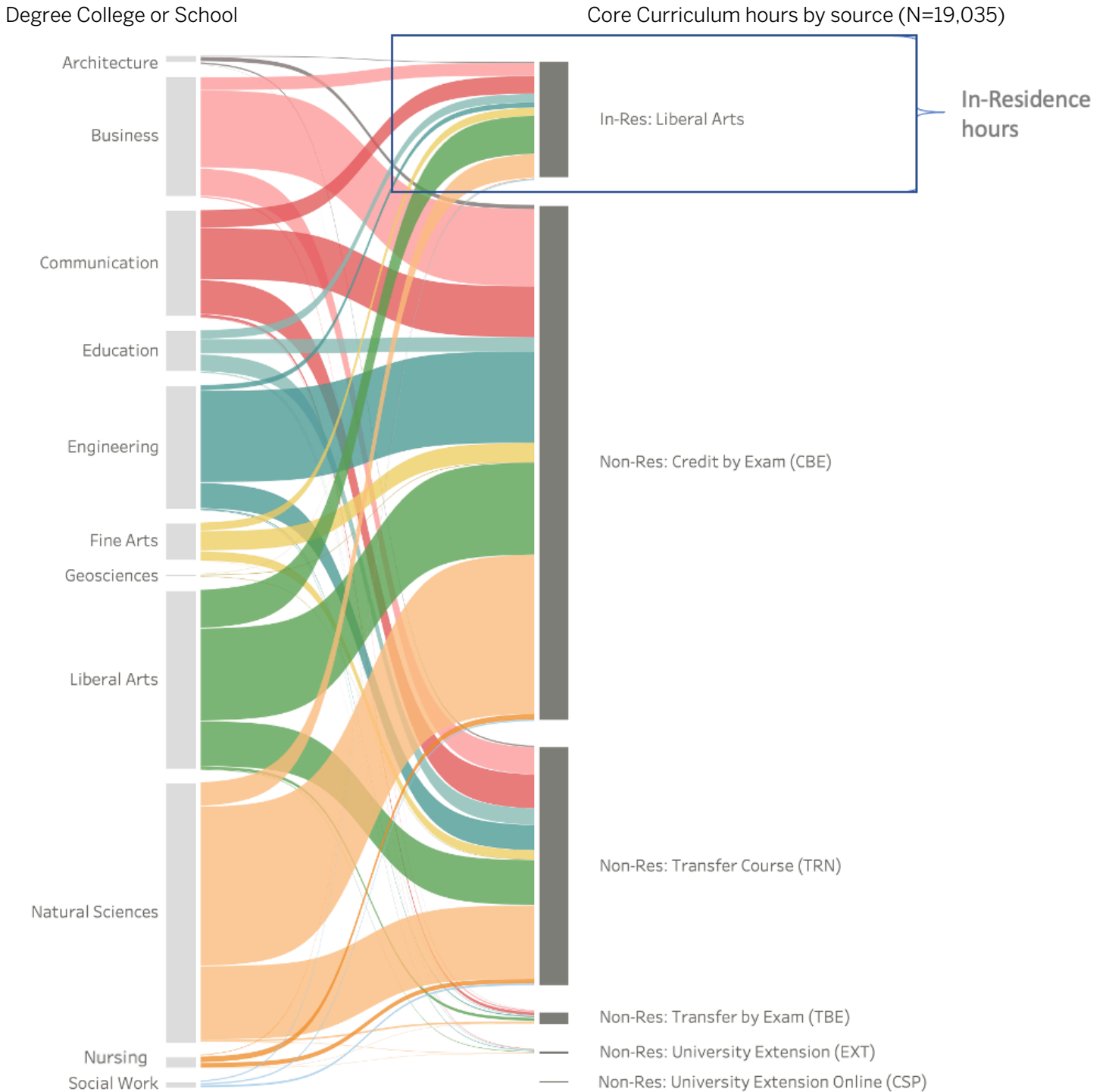
Natural Science & Technology (NS&T)

Figure 6. FTIC Spring 2021 Graduates Degree CSU and Core Curriculum hours by source, Natural Science & Technology



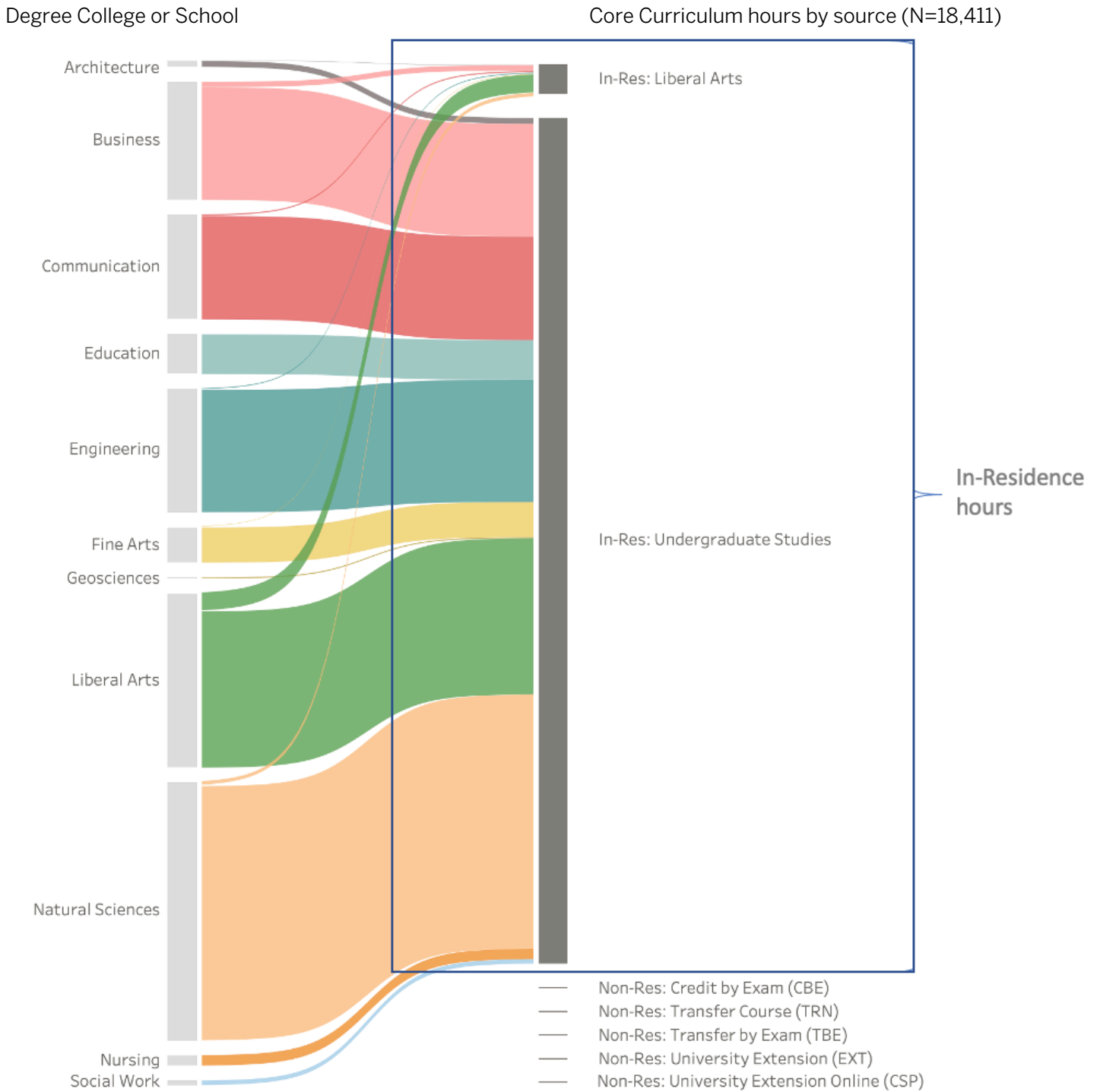
English Composition (RHE 306)

Figure 7. FTIC Spring 2021 Graduates Degree CSU and Core Curriculum hours by source, English Composition / Rhetoric 306



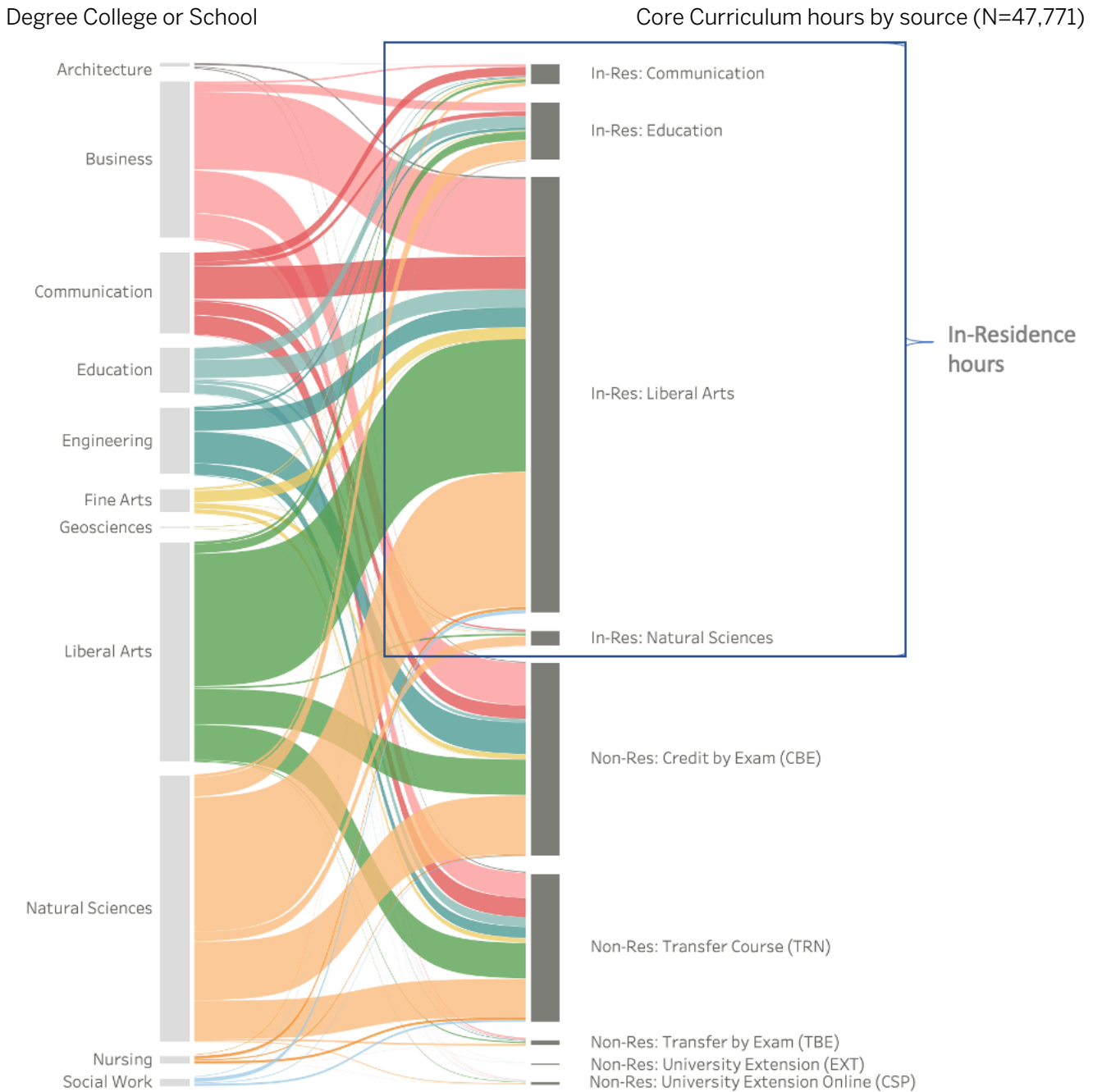
Signature Course (SIG)

Figure 8. FTIC Spring 2021 Graduates Degree CSU and Core Curriculum hours by source, Signature Course



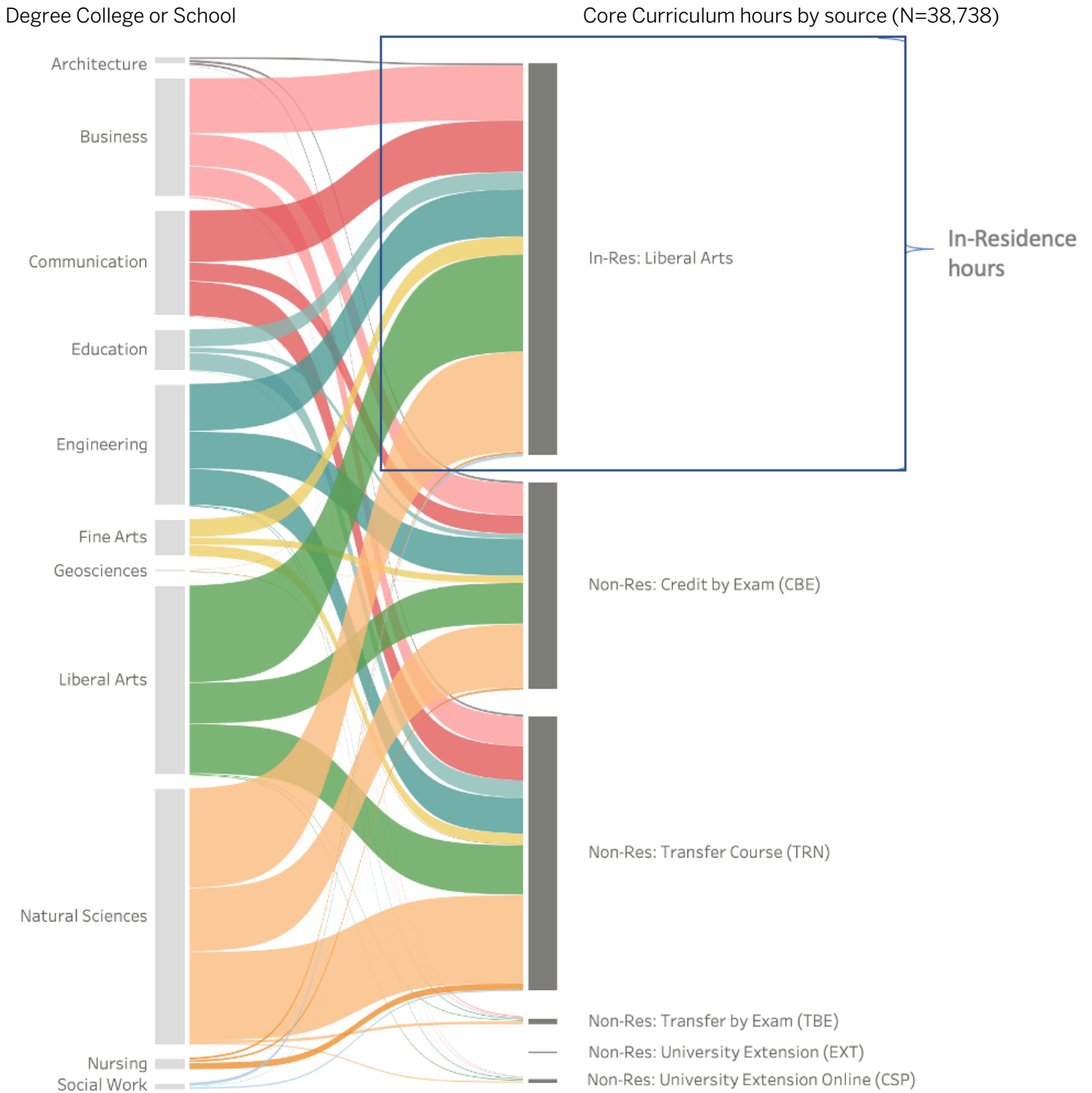
Social & Behavioral Sciences (SBS)

Figure 9. FTIC Spring 2021 Graduates Degree CSU and Core Curriculum hours by source, Social & Behavioral Sciences



US History (HIST)

Figure 10. FTIC Spring 2021 Graduates Degree CSU and Core Curriculum hours by source, US History



Visual & Performing Arts (VAPA)

Figure 11. FTIC Spring 2021 Graduates Degree CSU and Core Curriculum hours by source, Visual and Performing Arts

