

NAME (Print): _____

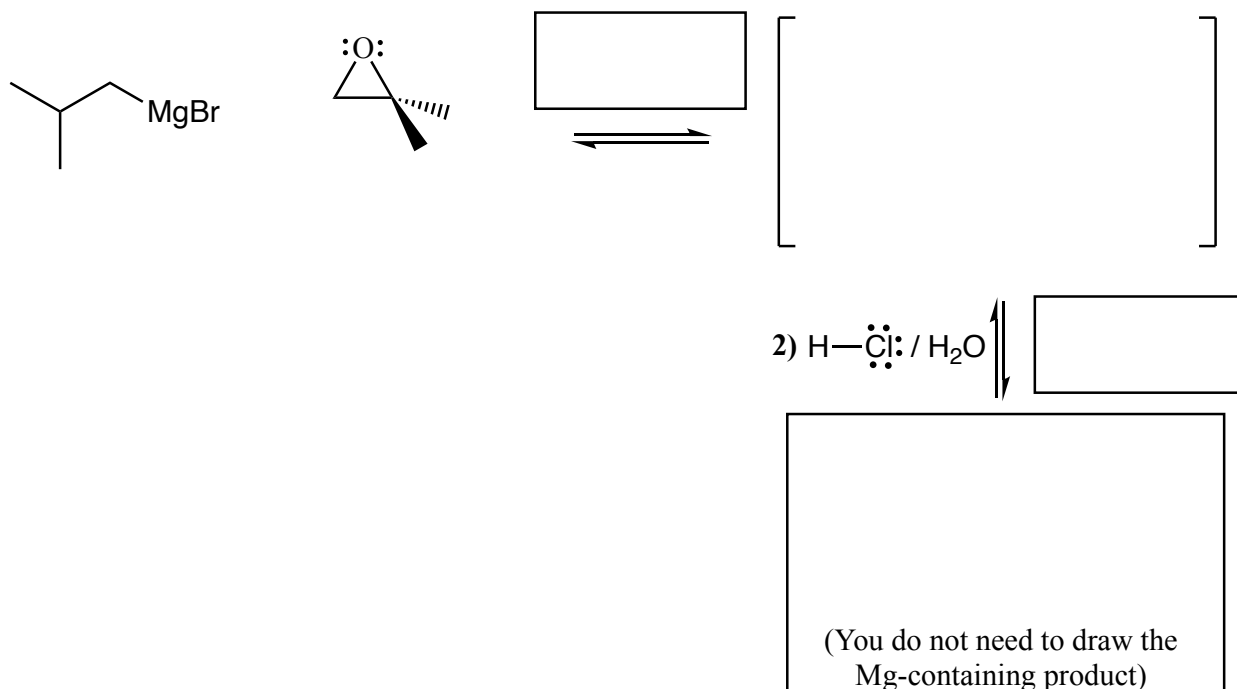
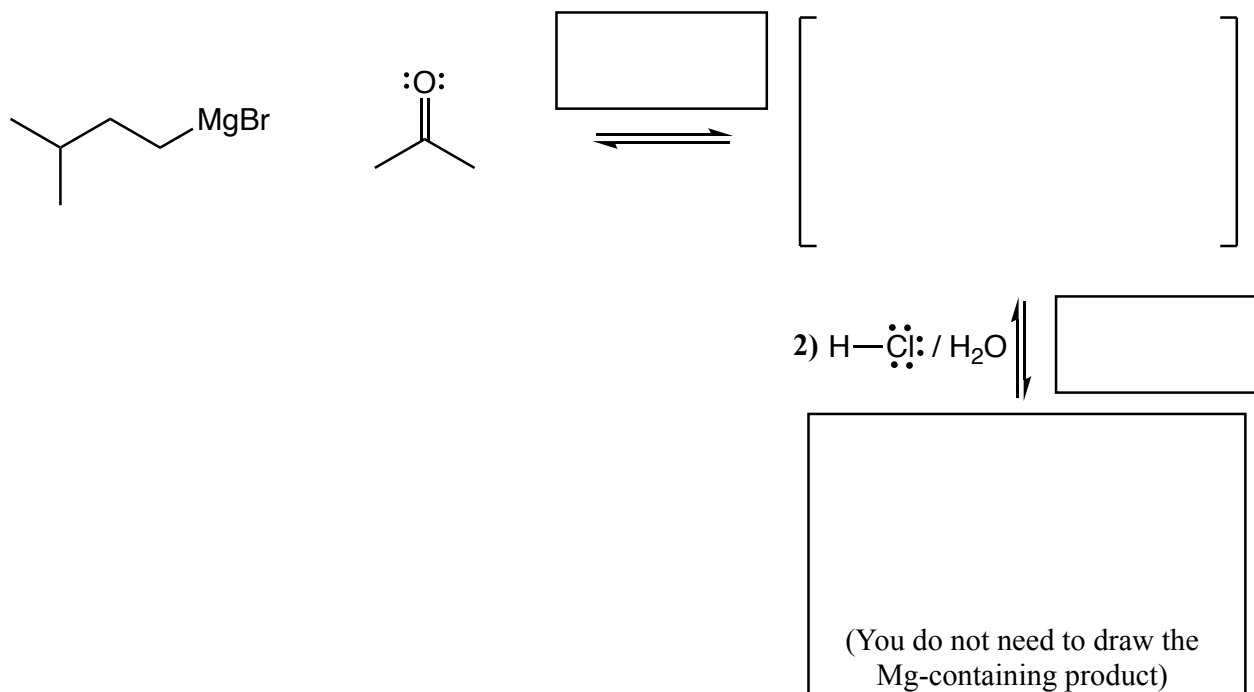
SIGNATURE: _____

**Chemistry 320N
Dr. Brent Iverson
4th Homework
February 6, 2024**

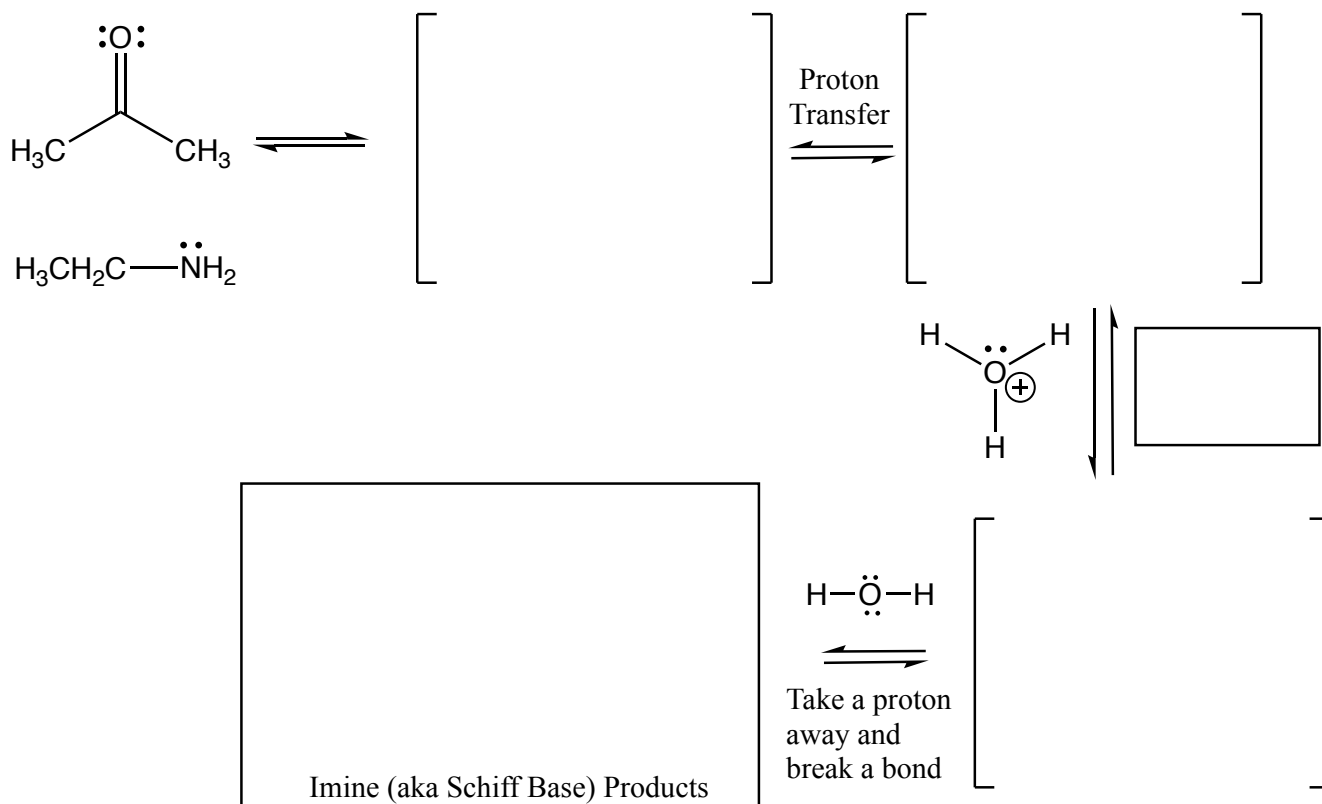
**Please print the
first three letters
of your last name
in the three boxes**

--	--	--

Complete the mechanism for the following two Grignard reactions. **Be sure to show arrows to indicate movement of all electrons, write all lone pairs, all formal charges, and all the products for each step.** Remember, I said all the products for each step. **IF A NEW CHIRAL CENTER IS CREATED IN AN INTERMEDIATE, MARK IT WITH AN ASTERISK AND LABEL AS RACEMIC IF APPROPRIATE. IF A CHIRAL CENTER IS CREATED IN THE PRODUCTS YOU NEED TO DRAW BOTH ENANTIOMERS, AND LABEL THE PRODUCT MIXTURE AS RACEMIC IF APPROPRIATE.** In the boxes provided adjacent to the arrows, write which of the four basic mechanistic elements are involved (i.e. "Make a bond", "Add a proton", etc.) I realize these directions are complex, so please read them again to make sure you know what we want.

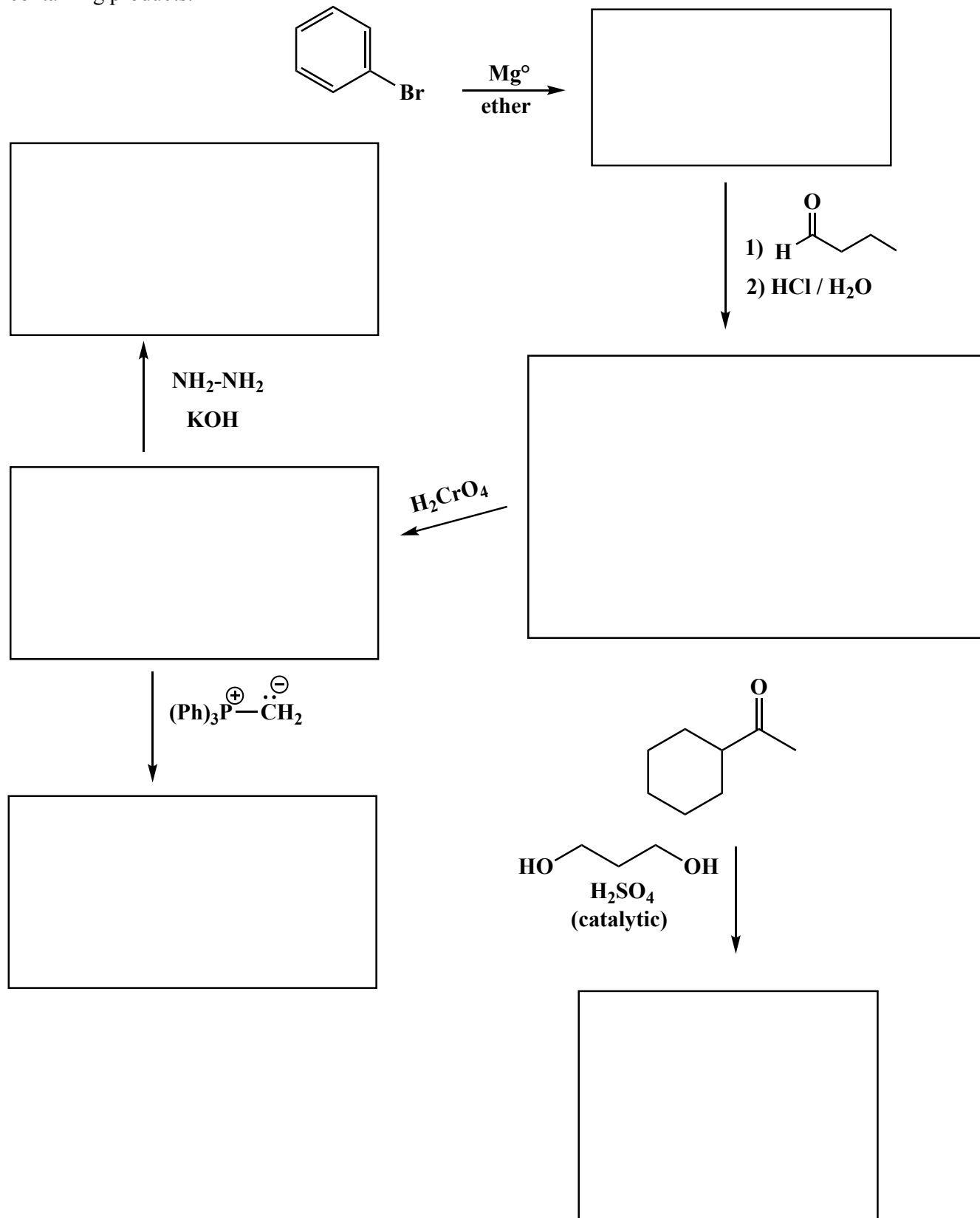


Complete the mechanism for the following imine forming reaction. **Be sure to show arrows to indicate movement of all electrons, write all lone pairs, all formal charges, and all the products for each step.** Remember, I said all the products for each step. **IF A NEW CHIRAL CENTER IS CREATED IN AN INTERMEDIATE, MARK IT WITH AN ASTERISK AND LABEL AS RACEMIC IF APPROPRIATE. IF A CHIRAL CENTER IS CREATED IN THE PRODUCTS YOU NEED TO DRAW BOTH ENANTIOMERS, AND LABEL THE PRODUCT MIXTURE AS RACEMIC IF APPROPRIATE.** In the one box provided adjacent to the middle arrow, write which of the four basic mechanistic elements are involved (i.e. "Make a bond", "Add a proton", etc.) I realize these directions are complex, so please read them again to make sure you know what we want.


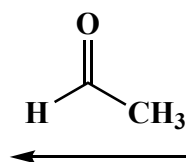
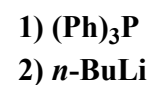
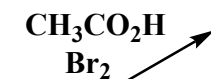
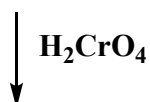


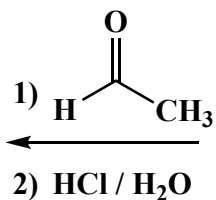
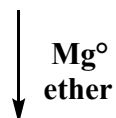

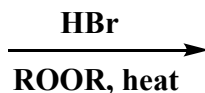
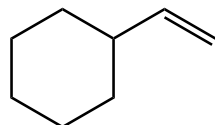


Note: this last step might actually occur as two steps in some cases.

(3 or 5 pts each) Fill in the box with the product or products that are missing from the following chemical reaction equations. When a racemic mixture is formed, **you must write "racemic" under both structures EVEN THOUGH YOU DREW BOTH STRUCTURES**. For these draw all carbon containing products.

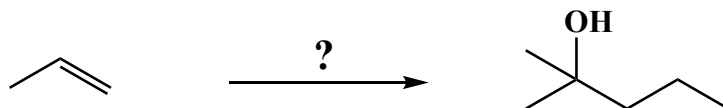


(3 or 5 pts each) Fill in the box with the product or products that are missing from the following chemical reaction equations. When a racemic mixture is formed, **you must write "racemic" under both structures EVEN THOUGH YOU DREW BOTH STRUCTURES**. For these draw all carbon containing products.



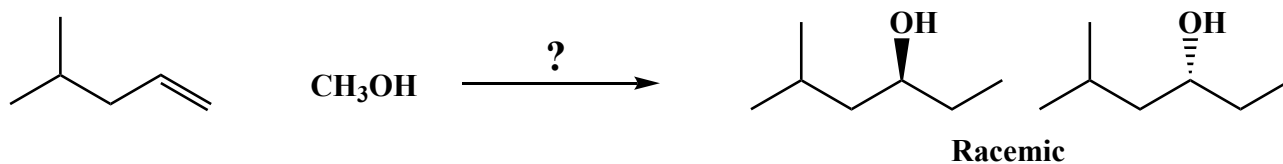
These are synthesis questions. You need to show how the starting material can be converted into the product(s) shown. You may use any reactions we have learned. Show all the reagents you need. Show each molecule synthesized along the way and be sure to pay attention to the regiochemistry and stereochemistry preferences for each reaction. If you make a racemic mixture, you can either draw both enantiomers or simply draw one structure and label all chiral centers with an asterisk (*). Either way, you must write racemic if appropriate.

(13 pts) **All of the carbon atoms of the products must come from the starting materials.**



These are synthesis questions. You need to show how the starting material can be converted into the product(s) shown. You may use any reactions we have learned. Show all the reagents you need. Show each molecule synthesized along the way and be sure to pay attention to the regiochemistry and stereochemistry preferences for each reaction. If you make a racemic mixture, you can either draw both enantiomers or simply draw one structure and label all chiral centers with an asterisk (*). Either way, you must write racemic if appropriate.

(10 pts) **All of the carbon atoms of the products must come from the starting materials.**



These are synthesis questions. You need to show how the starting material can be converted into the product(s) shown. You may use any reactions we have learned. Show all the reagents you need. Show each molecule synthesized along the way and be sure to pay attention to the regiochemistry and stereochemistry preferences for each reaction. If a racemic molecule is made along the way, you need to draw both enantiomers and label the mixture as "racemic".

(19 pts) **All of the carbon atoms of the products must come from the starting material for this one!**

